

# Sanitary Face Mask Reusable TecVin



Mask made of flame resistant TecVin fabric.

Printing on both sides  
of the mask

PROTECTION AND SAFETY	UNE 0065:2020 (I) CWA 17553:2020 (I)	UNE 0065:2020 (I) CWA 17553:2020 (I)
<b>BACTERIAL BARRIER:</b> Bacterial Filtration Efficiency (BFE):	<b>99.95% ±0.03%</b> (ENI4683) original	<b>96.41% ±0.18%</b> (ENI4683) after 15 washes
<b>BREATHABILITY. DIFFERENTIAL PRESSURE (Pa/cm<sup>2</sup>):</b> Breathability: Differential pressure:	<b>58.4 ±1</b> (ENI4683) original	<b>46.20 ±1</b> (ENI4683) after 15 washes
<p>(I) N Report: 2020TM4717 / Certified by Control Body n. 0161 / <a href="http://www.aitex.es">www.aitex.es</a> / <a href="mailto:info@aitex.es">info@aitex.es</a></p>		
<b>COST EFFICIENCY</b> <ul style="list-style-type: none"> <li>• <b>Reusable:</b> high durability</li> <li>• <b>Permanent</b> properties</li> <li>• Fabric with <b>inherent</b> characteristics</li> </ul>	<b>CUSTOMISATION</b> <b>UP TO 4 INKS:</b> transfer (see conditions)	<b>COMPOSITION</b> 60% FR Viscose 28% M-Aramide 8% PP 4% P-Aramida

## WASHING INSTRUCTIONS

In order for the garment to maintain 100% of its performance, it is essential to follow these washing recommendations.

We recommend  
handwashing and  
air-drying.



Wash inside a protective basket.



Wash between 40°C and 60°C.



Do not use bleach.



Tumble dry: recommended 40°C.  
Maximum duration: 5 minutes at low temperature.



Do not iron.

# Lenard **Reusable TecVin Sanitary Face Mask**

---

## INSTRUCTIONS FOR USE

---

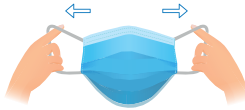
**WARNING:** This device is not a medical device in the meaning of Directive 93/42 or Regulation EU/2017/745, nor is it personal protective equipment in the meaning of Regulation EU/2016/425

---

### How to put on your mask



Before putting on a mask, wash your hands with a water-alcohol solution or soap and water.

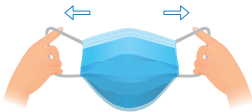


ALWAYS hold the mask by the rubber bands, do not touch the textile surface of the mask.  
Pull on the rubber bands to put the mask on.



Cover your mouth and nose with the mask and make sure there are no gaps between your face and the mask.  
Monitor the placement, use and removal of the mask in minors.


### How to remove and discard the mask



Also, avoid touching the OUTSIDE textile parts of the mask. Pull the rubber bands from behind to remove the mask.



Secure the fold with the rubber bands and wash according to the recommended instructions. We recommend handwashing and air-drying.



Fold the mask in two halves, always touching the INNER textile part, never the OUTSIDE.



Wash your hands again with water-alcohol solution or soap and water after handling.

### Tips for using the mask

- For comfort and sanitary reasons, it is recommended not to use the mask for more than 4 hours.
- The mask should be washed whenever it becomes dirty, wet or cannot be placed properly on the face.
- Do not use the mask if it is dirty or wet.
- If it is to be stored temporarily, contact with any surface should be avoided.
- Nor should it be placed in a waiting position on the forehead or under the chin during and after each use.